

# WESTERN BOONE COMMUNITY SCHOOL CORPORATION

## 2013 BUDGET PREPARATION TIMELINE

GENERAL FUND  
DEBT SERVICES  
CAPITAL PROJECTS FUND  
TRANSPORTATION FUND  
SCHOOL BUS REPLACEMENT FUND

- June, 18, 2012 Budget Workshop – Capital Projects, Debt Service
- July 16, 2012 Budget Workshop – General Fund, Transportation, School Bus Replacement Funds
- August 13, 2012 Request Board to Advertise the 2013 Budget, CPF and SBR  
Send copy of proposed/estimated tax rate & tax levy to “County Fiscal Body Before Sept 1<sup>st</sup>”
- August 22, 2012 First publication of a public hearing regarding the proposed 2013 Budget, CPF, and SBR.
- August 29, 2012 Second publication of a hearing regarding the proposed 2013 Budget, CPF, and SBR.
- September 10, 2012 Public hearings on the proposed 2013 Budget, CPF, and SBR.
- October 8, 2012 Board adoption of proposed 2013 Budget, CPF, and SBR
- October 10, 2012 File the adopted budgets and tax levies with County Auditor and Department of Local Governmental Finance. Send Notice of CPF Budget Adoption to the newspaper.  
Submit adopted budgets thru the Gateway System.
- October 17, 2012 Publication of Notice of CPF Budget Adoption in newspaper.

**WESTERN EDUCATION SCHOOLS**  
**GENERAL FUND ESTIMATED REVENUES AND EXPENDITURES**

**GENERAL FUND (Fund 10)**

**DESCRIPTION:** Used for ongoing operating expenses, salaries, employee benefits, supplies, utilities, insurance, maintenance & repairs, and purchased services (legal, special education co-op, vocational ed co-op).

- HIGHLIGHTS:**
- \* Funding will be totally from State Sources and Other Revenues - No Local Property Received in the General Fund
  - \* State allowing a total of \$346,832 General Fund Utilities and/or Property/Casualty Insurance Premiums be raised in the Capital Projects Fund
  - \* Developmental Pre-School Fund is eliminated and included into the General Fund calculations
  - \* General - Pre-School Program - Totally Self Funded

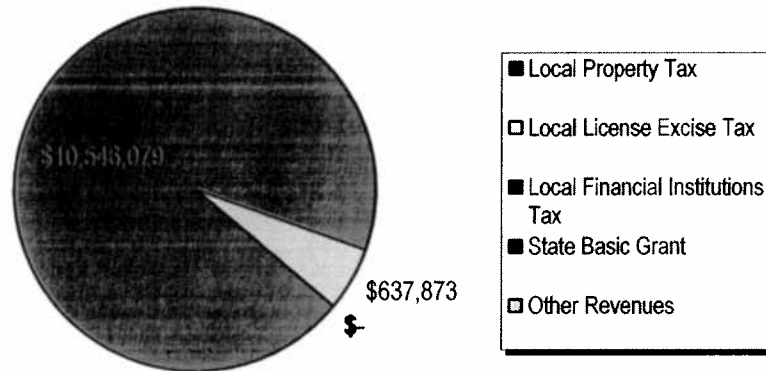
**2013 GENERAL FUND ESTIMATED REVENUES**

<b>Local Revenue Sources</b>	Local Property Tax	\$ -	0.0%
	Local License Excise Tax	\$ -	0.0%
	Local Financial Institutions Tax	\$ -	0.0%
<b>State Revenue Sources</b>	State Basic Grant	\$ 10,546,079	94.3%
<b>Other Sources</b>	Other Revenues	\$ 637,873	5.7%
<b>TOTAL REVENUES</b>		<b>\$ 11,183,952</b>	<b>100.0%</b>

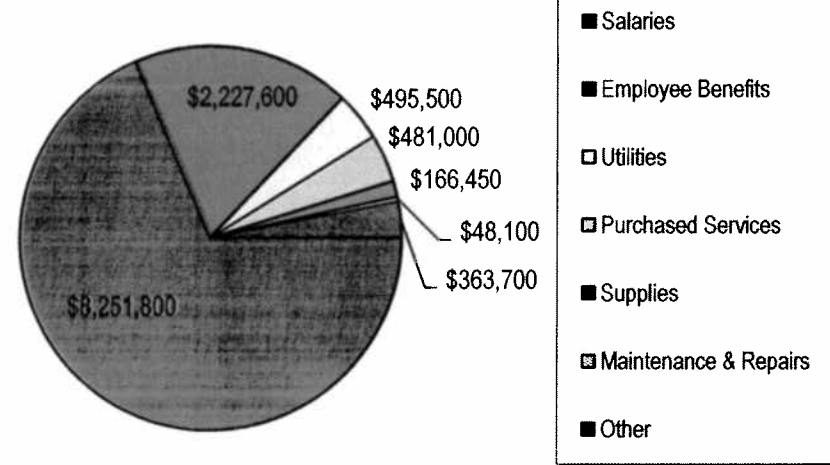
**2013 GENERAL FUND ESTIMATED EXPENDITURES**

Salaries	\$ 8,251,800	68.6%
Employee Benefits	\$ 2,227,600	18.5%
Utilities	\$ 495,500	4.1%
Purchased Services	\$ 481,000	4.0%
Supplies	\$ 166,450	1.4%
Maintenance & Repairs	\$ 48,100	0.4%
Other	\$ 363,700	3.0%
<b>TOTAL EXPENDITURES</b>	<b>\$ 12,034,150</b>	<b>100.0%</b>

**2013 General Fund Estimated Revenue**



**2013 General Fund Estimated Expenditures**



**WESTERN BOONE SCHOOLS**  
**DEBT SERVICE FUND ESTIMATED REVENUES AND EXPENDITURES**

**DEBT SERVICE FUND (Fund 20)**

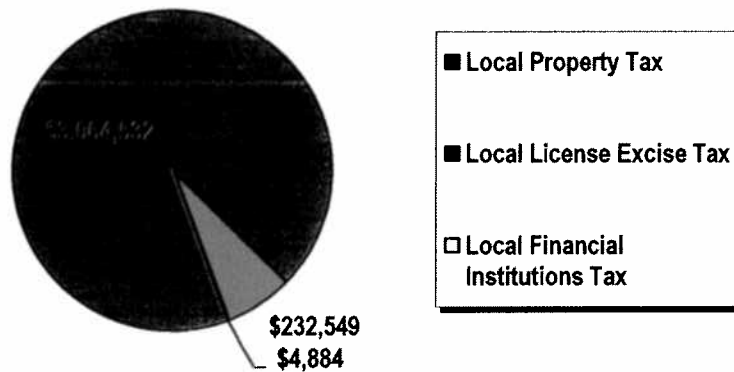
**DESCRIPTION:** Used for repayment of debt obligations of the school corporation (bond issues, building projects, etc.).

**HIGHLIGHTS:** \* This fund is 100% locally funded.  
 \* 2012 Debt Service Tax Rate: 0.5369

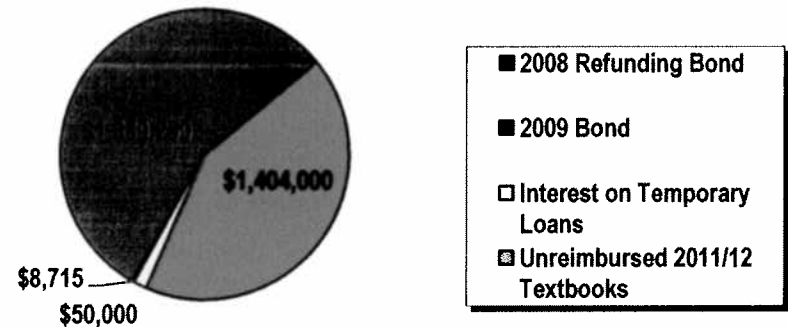
2013 DEBT SERVICE FUND ESTIMATED REVENUE			
<b>Local Revenue Sources</b>	Local Property Tax	\$ 3,064,532	92.8%
	Local License Excise Tax	\$ 232,549	7.0%
	Local Financial Institutions Tax	\$ 4,884	0.1%
<b>State Revenue Sources</b>	State Sources	\$ -	0.0%
<b>Other Sources</b>	Other Revenues	\$ -	0.0%
<b>TOTAL REVENUES</b>		<b>\$ 3,301,965</b>	<b>100.0%</b>

2013 DEBT SERVICE FUND ESTIMATED EXPENDITURES		
2008 Refunding Bond	\$ 1,839,250	55.7%
2009 Bond	\$ 1,404,000	42.5%
Interest on Temporary Loans	\$ 50,000	1.5%
Unreimbursed 2011/12 Textbooks	\$ 8,715	0.3%
<b>TOTAL EXPENDITURES</b>	<b>\$ 3,301,965</b>	<b>100.0%</b>

**2013 Debt Service Fund Estimated Revenue**



**2013 Debt Service Fund Estimated Expenditures**



**WESTERN BOONE SCHOOLS  
CAPITAL PROJECTS FUND ESTIMATED REVENUES AND EXPENDITURES**

**CAPITAL PROJECTS FUND (Fund 35)**

**DESCRIPTION:** Used for the purchase and maintenance of equipment, building repair and improvement, land acquisition, technology-related expenses, and professional service contracts (HVAC service contract, grounds contract, water testing and elevator maintenance).

**HIGHLIGHTS:** \* This fund is 100% locally funded, and Western Boone's tax rate for CPF is targeted to be at the maximum allowable.  
 \* The Capital Project Fund is allowed to pay a maximum total of \$346,832 for utilities or property/casualty insurance premiums.  
 \* 2012 CPF Tax Rate is 0.2107

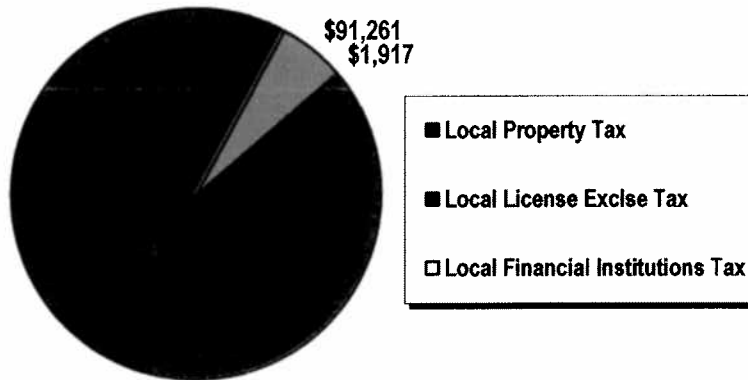
**2013 CAPITAL PROJECTS FUND ESTIMATED REVENUE**

<b>Local Revenue Sources</b>	Local Property Tax	\$ 1,462,444	94.0%
	Local License Excise Tax	\$ 91,261	5.9%
	Local Financial Institutions Tax	\$ 1,917	0.1%
<b>State Revenue Sources</b>	State Sources	\$ -	0.0%
<b>Other Sources</b>	Other Revenues	\$ -	0.0%
<b>TOTAL REVENUES</b>		<b>\$ 1,555,622</b>	<b>100.0%</b>

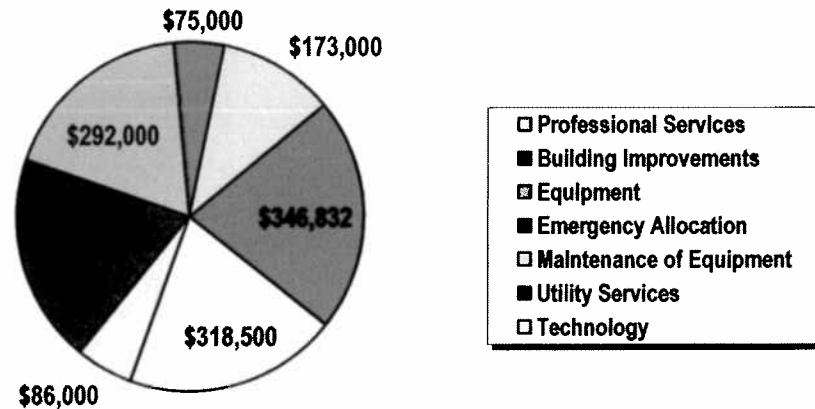
**2013 CAPITAL PROJECTS FUND ESTIMATED EXPENDITURES**

Professional Services	\$ 86,000	5.4%
Building Improvements	\$ 310,500	19.4%
Equipment	\$ 292,000	18.2%
Emergency Allocation	\$ 75,000	4.7%
Maintenance of Equipment	\$ 173,000	10.8%
Utility Services	\$ 346,832	21.7%
Technology	\$ 318,500	19.9%
<b>TOTAL EXPENDITURES</b>	<b>\$ 1,601,832</b>	<b>100.0%</b>

**2013 Capital Projects Fund Estimated Revenue**



**2013 Capital Projects Estimated Expenditures**



**GRANVILLE WELLS ELEMENTARY SCHOOL  
CAPITAL PROJECTS FUND  
PROJECTED EXPENDITURES**

2013		2014		2015	
<b>Building Construction/Improvement - GW</b>					
Heating Coils Office	\$ 5,000.00	Carpet Replacement	\$ 10,000.00	South Side Gym Bleachers	\$ 20,000.00
Carpet Replacement	\$ 10,000.00	Gym Floor Refinishing	\$ 5,000.00	Carpet Replacement	\$ 10,000.00
Seal & Stripe Parking Lot	\$ 8,500.00	Chiller Maintenance	\$ 6,000.00	Chiller Maintenance	\$ 6,000.00
Basketball Goals	\$ 5,000.00	EIFS/Brick Maintenance	\$ 5,000.00	EIFS/Brick Maintenance	\$ 6,000.00
Chiller Maintenance	\$ 6,000.00	Controls Upgrade	\$ 5,000.00	Controls Upgrade	\$ 5,000.00
EIFS/Brick Maintenance	\$ 5,000.00	Gym Light Replacement	\$ 10,000.00	Seal & Stripe Parking Lot	\$ 8,500.00
Controls Upgrade	\$ 5,000.00				
	<b>\$ 44,500.00</b>		<b>\$ 41,000.00</b>		<b>\$ 55,500.00</b>
<b>Equipment - GW</b>					
Copier Lease	\$ 12,000.00	Copier Lease	\$ 12,500.00	Copier Lease	\$ 13,000.00
Floor Sweeper	\$ 2,500.00	Floor Sweeper	\$ 2,500.00	Floor Sweeper	\$ 2,500.00
Replace VFD for AHU	\$ 2,500.00	Replace VFD for AHU	\$ 2,500.00	Replace VFD for AHU	\$ 3,500.00
AV Equipment	\$ 5,000.00	AV Equipment	\$ 5,000.00	AV Equipment	\$ 5,000.00
Custodial Equipment	\$ 3,000.00	Custodial Equipment	\$ 3,000.00	Custodial Equipment	\$ 3,000.00
	<b>\$ 25,000.00</b>		<b>\$ 25,500.00</b>		<b>\$ 27,000.00</b>
<b>Emergency Allocation - GW</b>					
Emergency Allocation	\$ 20,000.00	Emergency Allocation	\$ 20,000.00	Emergency Allocation	\$ 20,000.00
<b>Utility Services - GW</b>					
LP Gas	\$ 31,000.00	LP Gas	\$ 31,000.00	LP Gas	\$ 31,000.00
Electricity	\$ 37,416.00	Electricity	\$ 37,416.00	Electricity	\$ 37,416.00
	<b>\$ 68,416.00</b>		<b>\$ 68,416.00</b>		<b>\$ 68,416.00</b>
<b>Maintenance of Equipment - GW</b>					
General Maintenance	\$ 41,000.00	General Maintenance	\$ 41,500.00	General Maintenance	\$ 42,000.00
<b>Technology Staff - GW</b>					
Technology Assistant Salary	\$ 21,500.00	Technology Assistant Salary	\$ 22,400.00	Technology Assistant Salary	\$ 23,300.00
<b>GRAND TOTAL</b>	<b>\$ 220,416.00</b>		<b>\$ 218,816.00</b>		<b>\$ 236,216.00</b>

**THORNTOWN ELEMENTARY SCHOOL  
CAPITAL PROJECTS FUND  
PROJECTED EXPENDITURES**

2013	2014	2015
<b>Building Construction/Improvement - TT</b>		
Carpet Replacement	\$ 6,000.00	Exterior Wall Repair \$ 5,000.00
Gym AHU replacement	\$ 25,000.00	Roof Top AHU replacement \$ 15,000.00
Hallway Display Boards	\$ 5,000.00	Controls Upgrade \$ 10,000.00
Seal & Stripe Parking Lot	\$ 6,000.00	Gym Floor Refinishing \$ 5,000.00
		Gym Light Replacement \$ 10,000.00
		Carpet Replacement \$ 6,000.00
	<b>\$ 42,000.00</b>	<b>\$ 42,500.00</b>
<b>Equipment - TT</b>		
Copier Lease	\$ 12,000.00	Copier Lease \$ 12,000.00
Furniture	\$ 10,000.00	Furniture \$ 10,000.00
AV Equipment	\$ 2,000.00	AV Equipment \$ 2,000.00
Custodial Equipment	\$ 2,500.00	Custodial Equipment \$ 2,500.00
	<b>\$ 26,500.00</b>	<b>\$ 26,500.00</b>
<b>Utility Services - TT</b>		
Natural Gas	\$ 41,000.00	Natural Gas \$ 41,000.00
Electricity	\$ 37,416.00	Electricity \$ 37,416.00
	<b>\$ 78,416.00</b>	<b>\$ 78,416.00</b>
<b>Emergency Allocation - TT</b>		
Emergency Allocation	\$ 20,000.00	Emergency Allocation \$ 20,000.00
<b>Maintenance of Equipment - TT</b>		
General Maintenance	\$ 41,000.00	General Maintenance \$ 41,500.00
		General Maintenance \$ 42,000.00
<b>Technology Staff - TT</b>		
Technology Assistant Salary	\$ 21,500.00	Technology Assistant Salary \$ 22,400.00
		Technology Assistant Salary \$ 23,300.00
<b>GRAND TOTAL</b>	<b>\$ 229,416.00</b>	<b>\$ 232,716.00</b>

**WESTERN BOONE JR-SR HIGH SCHOOL  
CAPITAL PROJECTS FUND  
PROJECTED EXPENDITURES**

2013		2014		2015	
<b>Building Construction/Improvement -WB Jr/Sr</b>					
Paint Main Gym Halls	\$ 30,000.00	Gym Floor Refinishing	\$ 15,000.00	Gym AHU Replacement	\$ 30,000.00
Gym Floor Refinishing	\$ 14,000.00	Carpet Replacement	\$ 30,000.00	Gym Floor Refinishing	\$ 15,000.00
Carpet Replacement	\$ 30,000.00	VFD Replacement	\$ 10,000.00	Gym Locker Replacement	\$ 20,000.00
Well & Pump Service	\$ 40,000.00	Siemens Control Upgrade	\$ 20,000.00	Carpet Replacement	\$ 30,000.00
Siemens Control Upgrade	\$ 20,000.00	Paint Old Gym Locker Room Floor	\$ 10,000.00	Siemens Control Upgrade	\$ 20,000.00
Football Field Re-work	\$ 55,000.00	Locker Replacement by Main Gym	\$ 20,000.00	Football Fence & Pavement	\$ 100,000.00
Stage Equipment Re Work	\$ 20,000.00	Football Press Box	\$ 100,000.00		
	<b><u>\$ 209,000.00</u></b>		<b><u>\$ 205,000.00</u></b>		<b><u>\$ 215,000.00</u></b>
<b>Equipment - WB Jr-Sr</b>					
Copier Lease	\$ 18,000.00	Copier Lease	\$ 18,000.00	Copier Lease	\$ 18,000.00
Band Instruments	\$ 7,500.00	Band Instruments	\$ 7,500.00	Band Instruments	\$ 7,500.00
Classroom Furniture	\$ 15,000.00	Classroom Furniture	\$ 15,000.00	Classroom Furniture	\$ 15,000.00
	<b><u>\$ 40,500.00</u></b>		<b><u>\$ 40,500.00</u></b>		<b><u>\$ 40,500.00</u></b>
<b>Emergency Allocation - WB Jr-Sr</b>					
Emergency Allocation	\$ 30,000.00	Emergency Allocation	\$ 30,000.00	Emergency Allocation	\$ 30,000.00
<b>Utility Services WB Jr-Sr</b>					
Electricity	\$ 200,000.00	Electricity	\$ 200,000.00	Electricity	\$ 200,000.00
<b>Maintenance of Equipment WB Jr-Sr</b>					
General Maintenance	\$ 86,000.00	General Maintenance	\$ 87,000.00	General Maintenance	\$ 88,000.00
<b>Technology Staff WB Jr-Sr</b>					
Technology Assistant Salary	\$ 31,500.00	Technology Assistant Salary	\$ 32,800.00	Technology Assistant Salary	\$ 34,100.00
<b>GRAND TOTAL</b>	<b><u>\$ 597,000.00</u></b>		<b><u>\$ 595,300.00</u></b>		<b><u>\$ 607,600.00</u></b>

**WESTERN BOONE ADMINISTRATION BUILDING  
CAPITAL PROJECTS FUND  
PROJECTED EXPENDITURES**

**2013**

**2014**

**2015**

**Land Acquisition and Development**

**Professional Services - Corporation**

Grounds Care Contract	\$	25,500.00	Grounds Care Contract	\$	26,500.00	Grounds Care Contract	\$	27,500.00
Elevator Maintenance Contract	\$	7,000.00	Elevator Maintenance Contract	\$	7,500.00	Elevator Maintenance Contract	\$	8,000.00
Water Testing Contract	\$	7,000.00	Water Testing Contract	\$	7,500.00	Water Testing Contract	\$	8,000.00
HVAC Service Contract	\$	18,000.00	HVAC Service Contracts	\$	18,500.00	HVAC Service Contracts	\$	18,500.00
Chiller Service Contract Webo	\$	5,000.00	Chiller Service Contract Webo	\$	5,000.00	Chiller Service Contract Webo	\$	5,000.00
Water Filters Service	\$	12,000.00	Water Filters Service	\$	12,000.00	Water Filters Service	\$	12,000.00
Fire Monitoring Agreement	\$	2,000.00	Fire Monitoring Agreement	\$	2,000.00	Fire Monitoring Agreement	\$	2,000.00
Field Painting	\$	6,000.00	Field Painting	\$	6,000.00	Field Painting	\$	6,000.00
Pest Control	\$	3,500.00	Pest Control	\$	3,500.00	Pest Control	\$	3,500.00
		<u>\$ 86,000.00</u>			<u>\$ 88,500.00</u>			<u>\$ 90,500.00</u>

**Building Construction/Improvement**

PFEFP Loan	\$	15,000.00	PFEFP Loan	\$	15,000.00	To Be Determined	\$	15,000.00
		<u>\$ 15,000.00</u>			<u>\$ 15,000.00</u>			<u>\$ 15,000.00</u>

**Equipment**

Copier Lease	\$	5,000.00	Copier Lease	\$	5,000.00	Copier Lease	\$	5,000.00
Office Furniture	\$	10,000.00	Office Furniture	\$	10,000.00	Office Furniture	\$	10,000.00
		<u>\$ 15,000.00</u>			<u>\$ 15,000.00</u>			<u>\$ 15,000.00</u>

**Hardware**

Computer Replacement	\$	120,000.00	Computer Replacement	\$	120,000.00	Computer Replacement	\$	120,000.00
Printers/Toner/Scanners/Peripherals	\$	20,000.00	Printers/Toner/Scanners/Peripheral	\$	20,000.00	Printers/Toner/Scanners/Peripherals	\$	20,000.00
Network HW Upgrade	\$	15,000.00	Network HW Upgrade	\$	15,000.00	Network HW Upgrade	\$	15,000.00
Additional HW/Contingency	\$	30,000.00	Additional HW /contingency	\$	30,000.00	Additional HW/contingency	\$	30,000.00
		<u>\$ 185,000.00</u>			<u>\$ 185,000.00</u>			<u>\$ 185,000.00</u>



Emergency Allocation			
Emergency Allocation	\$	5,000.00	Emergency Allocation \$ 5,000.00

Maintenance of Equipment			
General Maintenance	\$	5,000.00	General Maintenance \$ 5,000.00

Technology Staff Social Security			
Technology Staff Social Security	\$	12,000.00	Technology Staff Social Security \$ 12,400.00

Technology Staff Group Insurance			
Technology Staff Group Insurance	\$	30,000.00	Technology Staff Group Insurance \$ 30,000.00

Technology Staff Retirement Annuity			
Technology Staff Retirement	\$	12,000.00	Technology Staff Retirement \$ 12,300.00

Technology Director			
Technology Director Salary	\$	72,000.00	Technology Director Salary \$ 74,160.00
Technology - Summer Staffing	\$	8,000.00	Technology - Summer Staffing \$ 8,000.00
	\$	<u>80,000.00</u>	<u>\$ 82,160.00</u>

Technology Maintenance - Corporation			
Network Maintenance	\$	10,000.00	Network Maintenance \$ 10,000.00
IDS Annual Agmt - InfoTex	\$	11,000.00	IDS Annual Agmt - Info Tex \$ 11,000.00
SmartNet-Network Infrastructure	\$	10,000.00	SmartNet-Network Infrastructure \$ 10,000.00
Training	\$	10,000.00	Training \$ 10,000.00
General Supplies	\$	9,000.00	General Supplies \$ 9,000.00
	\$	<u>50,000.00</u>	<u>\$ 50,000.00</u>

Technology Wireless - Corporation			
WAN Maintenance Plan	\$	7,500.00	WAN Maintenance Plan \$ 7,500.00
Upgrade Wireless Equipment	\$	7,500.00	Upgrade Wireless Equipment \$ 7,500.00
	\$	<u>15,000.00</u>	<u>\$ 15,000.00</u>

Technology Software - Corporation			
Microsoft, User Cals, Exchange	\$	10,200.00	Microsoft, User Cals, Exchange \$ 10,200.00
Renaissance Learning Subscript	\$	3,405.00	Renaissance Learning Subscript \$ 3,405.00
Adtec E-Rate Filing	\$	1,800.00	Adtec E-Rate Filing \$ 1,800.00
Healthmaster Annual Support-GW	\$	179.82	Healthmaster Annual Support-GW \$ 179.82
Lincoln Library Press Subscript	\$	179.00	Lincoln Library Press Subscript \$ 179.00
SIRS Researcher-Annual Maint	\$	1,730.00	SIRS Researcher-Annual Maint \$ 1,730.00
Harmony SIS Annual Maint	\$	5,000.00	Harmony SIS Annual Maint \$ 5,000.00
Facts on File Annual Subscript	\$	934.00	Facts on File Annual Subscript \$ 934.00

Keystone -Budget/PR	\$	4,700.00	Keystone -Budget/PR	\$	4,700.00	Keystone -Budget/PR	\$	4,700.00
Lightspeed Total Traffic Control	\$	-	Lightspeed Total Traffic Control	\$	5,600.00	Lightspeed Total Traffic Control	\$	5,600.00
Destiny Annual Maintenance	\$	5,100.00	Destiny Annual Maintenance	\$	5,100.00	Destiny Annual Maintenance	\$	5,100.00
Wilson Web Subscription	\$	335.00	Wilson Web Subscription	\$	335.00	Wilson Web Subscription	\$	335.00
Transfinder - Transportation	\$	2,500.00	Transfinder - Transportation	\$	2,500.00	Transfinder - Transportation	\$	2,500.00
Grolier Encyclopedia	\$	2,800.00	Grolier Encyclopedia	\$	2,800.00	Grolier Encyclopedia	\$	2,800.00
Komputrol ECA Annual Maint	\$	1,160.00	Komputrol ECA Annual Maint	\$	1,160.00	Komputrol ECA Annual Maint	\$	1,160.00
New/Required Software-Contingency	\$	4,977.18	New/Required Software-Contingency	\$	4,977.18	New/Required Software-Contingency	\$	4,977.18
	\$	<u>45,000.00</u>		\$	<u>50,600.00</u>		\$	<u>50,600.00</u>
<b>GRAND TOTAL</b>		<b><u>\$555,000.00</u></b>		\$	<b><u>565,960.00</u></b>		\$	<b><u>571,000.00</u></b>

Total CPF Plan

TOTAL PAGE CAPITAL PROJECTS FUND PROJECTED EXPENDITURES					
2013		2014		2015	
<b>Land Acquisition and Development</b>					
<b>Professional Services</b>					
Webo Admin	\$ 86,000.00	Webo Admin	\$ 88,500.00	Webo Admin	\$ 90,500.00
<b>Building Construction/Improvement</b>					
Granville Wells Elem	\$ 44,500.00	Granville Wells Elem	\$ 41,000.00	Granville Wells Elem	\$ 55,500.00
Thorntown Elem	\$ 42,000.00	Thorntown Elem	\$ 45,000.00	Thorntown Elem	\$ 42,500.00
Webo Jr-Sr	\$ 209,000.00	Webo Jr-Sr	\$ 205,000.00	Webo Jr-Sr	\$ 215,000.00
Webo Admin	\$ 15,000.00	Webo Adm	\$ 15,000.00	Webo Adm	\$ 15,000.00
	<b>\$ 310,500.00</b>		<b>\$ 306,000.00</b>		<b>\$ 328,000.00</b>
<b>Equipment</b>					
Granville Wells Elem	\$ 25,000.00	Granville Wells Elem	\$ 25,500.00	Granville Wells Elem	\$ 27,000.00
Thorntown Elem	\$ 26,500.00	Thorntown Elem	\$ 26,500.00	Thorntown Elem	\$ 26,500.00
Webo Jr-Sr	\$ 40,500.00	Webo Jr-Sr	\$ 40,500.00	Webo Jr-Sr	\$ 40,500.00
Webo Admin	\$ 15,000.00	Webo Adm	\$ 15,000.00	Webo Adm	\$ 15,000.00
Hardware-Computers	\$ 185,000.00	Hardware - Computers	\$ 185,000.00	Hardware Computers	\$ 185,000.00
	<b>\$ 292,000.00</b>		<b>\$ 292,500.00</b>		<b>\$ 294,000.00</b>
<b>Emergency Allocation</b>					
Granville Wells Elem	\$ 20,000.00	Granville Wells Elem	\$ 20,000.00	Granville Wells Elem	\$ 20,000.00
Thorntown Elem	\$ 20,000.00	Thorntown Elem	\$ 20,000.00	Thorntown Elem	\$ 20,000.00
Webo Jr-Sr	\$ 30,000.00	Webo Jr-Sr	\$ 30,000.00	Webo Jr-Sr	\$ 30,000.00
Webo Admin	\$ 5,000.00	Webo Admin	\$ 5,000.00	Webo Admin	\$ 5,000.00
	<b>\$ 75,000.00</b>		<b>\$ 75,000.00</b>		<b>\$ 75,000.00</b>
<b>Utility Services</b>					
Granville Wells Elem	\$ 68,416.00	Granville Wells Elem	\$ 68,416.00	Granville Wells Elem	\$ 68,416.00
Thorntown Elem	\$ 78,416.00	Thorntown Elem	\$ 78,416.00	Thorntown Elem	\$ 78,416.00
Webo Jr-Sr	\$ 200,000.00	Webo Jr-Sr	\$ 200,000.00	Webo Jr-Sr	\$ 200,000.00

Total CPF Plan

	\$	346,832.00		\$	346,832.00		\$	346,832.00
<b>Maintenance of Equipment</b>								
Granville Wells Elem	\$	41,000.00	Granville Wells Elem	\$	41,500.00	Granville Wells Elem	\$	42,000.00
Thorntown Elem	\$	41,000.00	Thorntown Elem	\$	41,500.00	Thorntown Elem	\$	42,000.00
Webo Jr-Sr	\$	86,000.00	Webo Jr-Sr	\$	87,000.00	Webo Jr-Sr	\$	88,000.00
Webo Admin	\$	5,000.00	Webo Admin	\$	5,000.00	Webo Admin	\$	5,000.00
	\$	173,000.00		\$	175,000.00		\$	177,000.00
<b>Technology</b>								
Granville Wells Elem	\$	21,500.00	Granville Wells Elem	\$	22,400.00	Granville Wells Elem	\$	23,300.00
Thorntown Elem	\$	21,500.00	Thorntown Elem	\$	22,400.00	Thorntown Elem	\$	23,300.00
Webo Jr-Sr	\$	31,500.00	Webo Jr-Sr	\$	32,800.00	Webo Jr-Sr	\$	34,100.00
Webo Admin	\$	244,000.00	Webo Admin	\$	252,460.00	Webo Admin	\$	255,500.00
	\$	318,500.00		\$	330,060.00		\$	336,200.00
<b>GRAND TOTAL</b>		<b>\$1,601,832.00</b>		<b>\$</b>	<b>1,613,892.00</b>		<b>\$</b>	<b>1,647,532.00</b>

WESTERN B... E SCHOOLS  
 TRANSPORTATION OPERATING FUND ESTIMATED REVENUES AND EXPENDITURES

**TRANSPORTATION OPERATING FUND (Fund 41)**

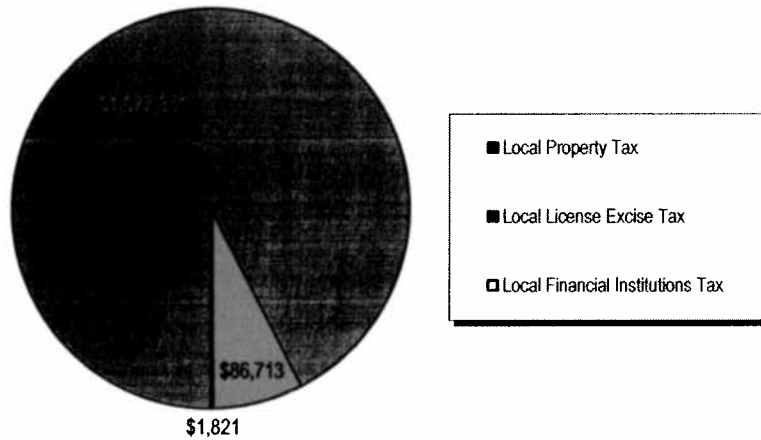
**DESCRIPTION:** Used for operating expenses incurred with transporting students to and from school and ECA events (driver pay, fuel, parts/supplies, and bus contracts.)

**HIGHLIGHTS:** \* This Fund is 100% locally funded  
 \* 2012 Tax Rate: 0.2002

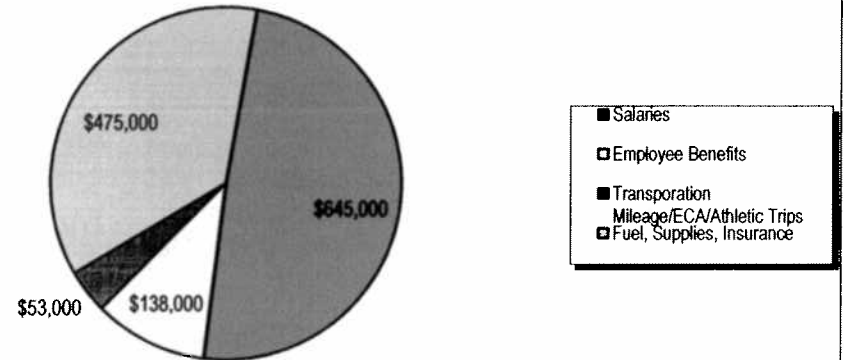
2013 TRANSPORTATION FUND ESTIMATED REVENUE			
<b>Local Revenue Sources</b>	Local Property Tax	\$ 1,077,351	92.4%
	Local License Excise Tax	\$ 86,713	7.4%
	Local Financial Institutions Tax	\$ 1,821	0.2%
<b>State Revenue Sources</b>	State Sources	\$ -	0.0%
<b>Other Sources</b>	Other Revenues	\$ -	0.0%
<b>TOTAL REVENUES</b>		<b>\$ 1,165,885</b>	<b>100.0%</b>

2013 TRANSPORTATION FUND ESTIMATED EXPENDITURES		
Salaries	\$ 645,000	49.2%
Employee Benefits	\$ 138,000	10.5%
Transportation Mileage/ECA/Athletic Trips	\$ 53,000	4.0%
Fuel, Supplies, Insurance	\$ 475,000	36.2%
<b>TOTAL EXPENDITURES</b>		<b>\$ 1,311,000 100.0%</b>

**2013 Transportation Fund Estimated Revenue**



**2013 Transportation Fund Estimated Expenditures**



WESTERN B... E SCHOOLS  
SCHOOL BUS REPLACEMENT FUND ESTIMATED REVENUES AND EXPENDITURES

**SCHOOL BUS REPLACEMENT FUND (Fund 42)**

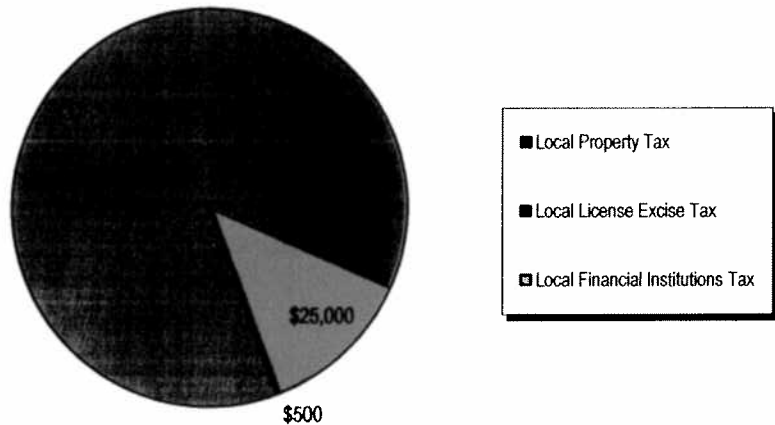
**DESCRIPTION:** Used to purchase school buses and special purpose vehicles to transport students to and from school and ECA and Athletic events.

- HIGHLIGHTS:**
- \* This fund is 100% locally funded.
  - \* No Contracted Bus Routes in 2013 budget
  - \* 2012 Tax Rate: .0664

Local Revenue Sources	Local Property Tax	\$	172,885	87.1%
	Local License Excise Tax	\$	25,000	12.6%
	Local Financial Institutions T	\$	500	0.3%
State Revenue Sources	State Sources	\$	-	0.0%
Other Sources	Other Revenues	\$	-	0.0%
<b>TOTAL REVENUES</b>		\$	<b>198,385</b>	<b>100.0%</b>

2-78 Passenger Buses	\$	220,000	100.0%
<b>TOTAL EXPENDITURES</b>	\$	<b>220,000</b>	<b>100.0%</b>

**2013 Bus Replacement Fund Estimated Revenue**



**2013 Bus Replacement Fund Estimated Expenditures**

